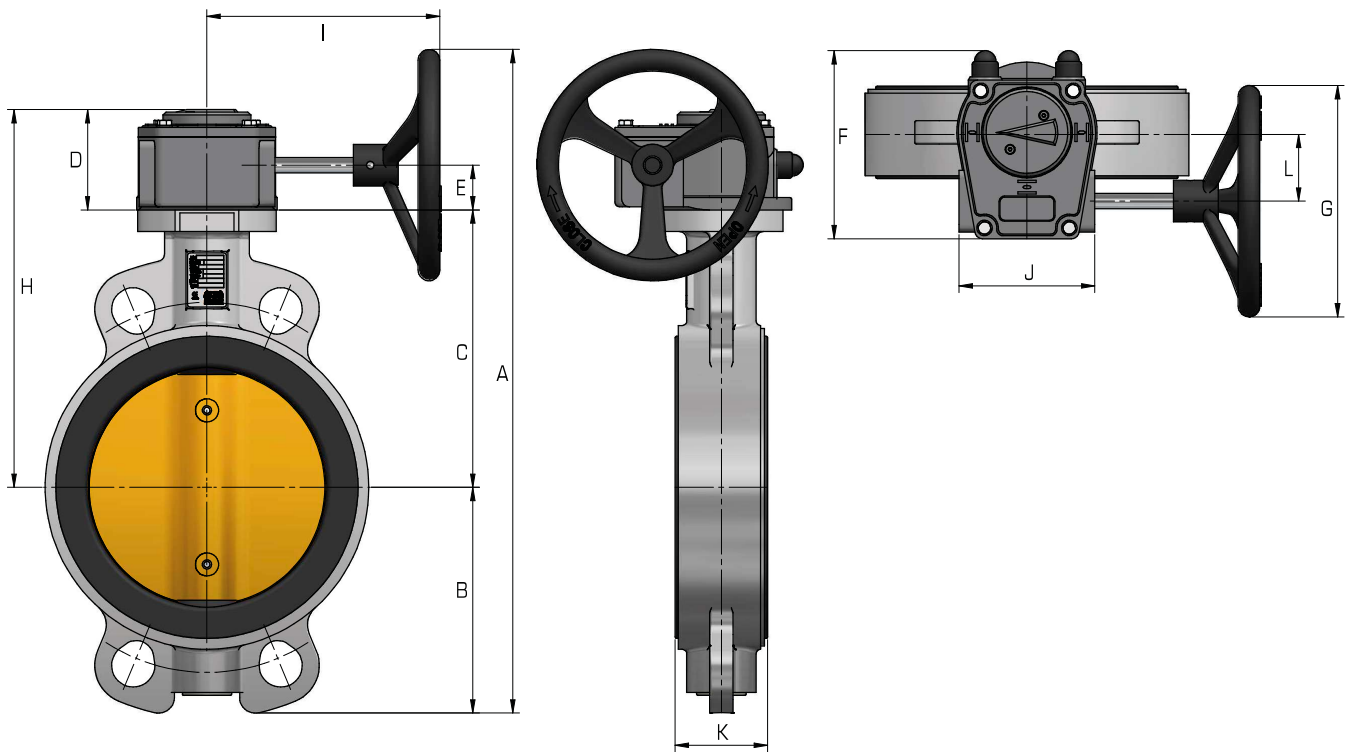


# WAFER TYPE S57

## GEARBOX OPERATED



### Standard available materials:

| Body       | Disc       | Shaft     | Seat     |
|------------|------------|-----------|----------|
| EN-JS1030  | BS1400 AB2 | SS 1.4122 | NBR      |
| A216 WCB   | EN-JS1030  | SS 431    | EPDM     |
| SS 1.4408  | SS 1.4408  | SS 1.4462 | Viton    |
| BS1400 AB2 | SD 2507    | SD F53    | Silicone |

Alfa Ductile iron Gearbox with casted "C" series handwheel or steel welded "V" series.

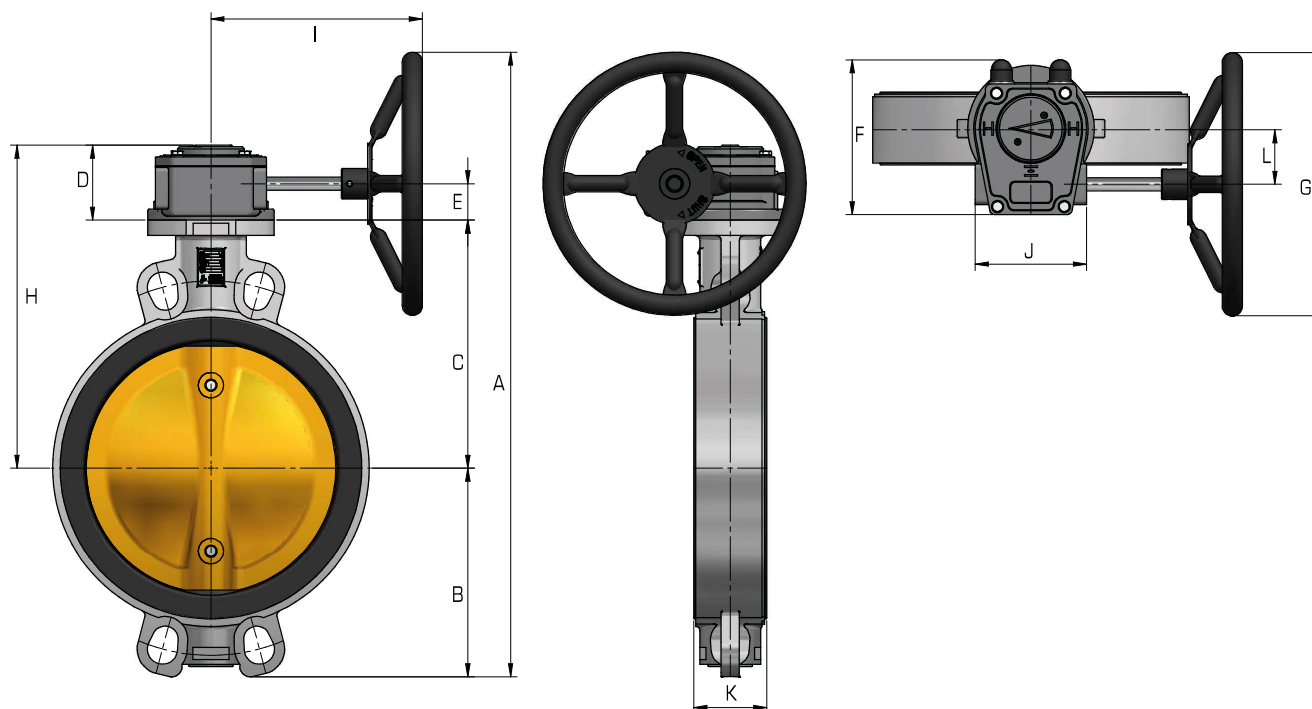
IP68 sealing and stroke adjustment -5° to 95°.

Temperature range between -25°C to 110 °C.

| DN  | Gearbox  | A   | B   | C   | D  | E  | F   | G   | H   | I   | J  | K  | L  | Weight ± kg |
|-----|----------|-----|-----|-----|----|----|-----|-----|-----|-----|----|----|----|-------------|
| 40  | S02-C100 | 256 | 61  | 113 | 65 | 32 | 115 | 100 | 178 | 141 | 88 | 33 | 45 | 5,2         |
| 50  | S02-C100 | 267 | 67  | 118 | 65 | 32 | 115 | 100 | 183 | 141 | 88 | 43 | 45 | 5,7         |
| 65  | S02-C100 | 282 | 74  | 126 | 65 | 32 | 115 | 100 | 191 | 141 | 88 | 46 | 45 | 6           |
| 80  | S02-C100 | 297 | 82  | 133 | 65 | 32 | 115 | 100 | 198 | 141 | 88 | 46 | 45 | 6,8         |
| 100 | S02-C100 | 329 | 100 | 147 | 65 | 32 | 115 | 100 | 212 | 141 | 88 | 52 | 45 | 7,6         |
| 125 | S02-C150 | 379 | 112 | 160 | 65 | 32 | 115 | 150 | 225 | 151 | 88 | 56 | 45 | 11,2        |
| 150 | S02-C150 | 421 | 134 | 180 | 65 | 32 | 115 | 150 | 245 | 151 | 88 | 56 | 45 | 13,5        |

# WAFER TYPE S57

## GEARBOX OPERATED



### Standard available materials:

| Body       | Disc       | Shaft     | Seat     |
|------------|------------|-----------|----------|
| EN-JS1030  | BS1400 AB2 | SS 1.4122 | NBR      |
| A216 WCB   | EN-JS1030  | SS 431    | EPDM     |
| SS 1.4408  | SS 1.4408  | SS 1.4462 | Viton    |
| BS1400 AB2 | SD 2507    | SD F53    | Silicone |

Alfa Ductile iron Gearbox with casted "C" series handwheel or steel welded "V" series.

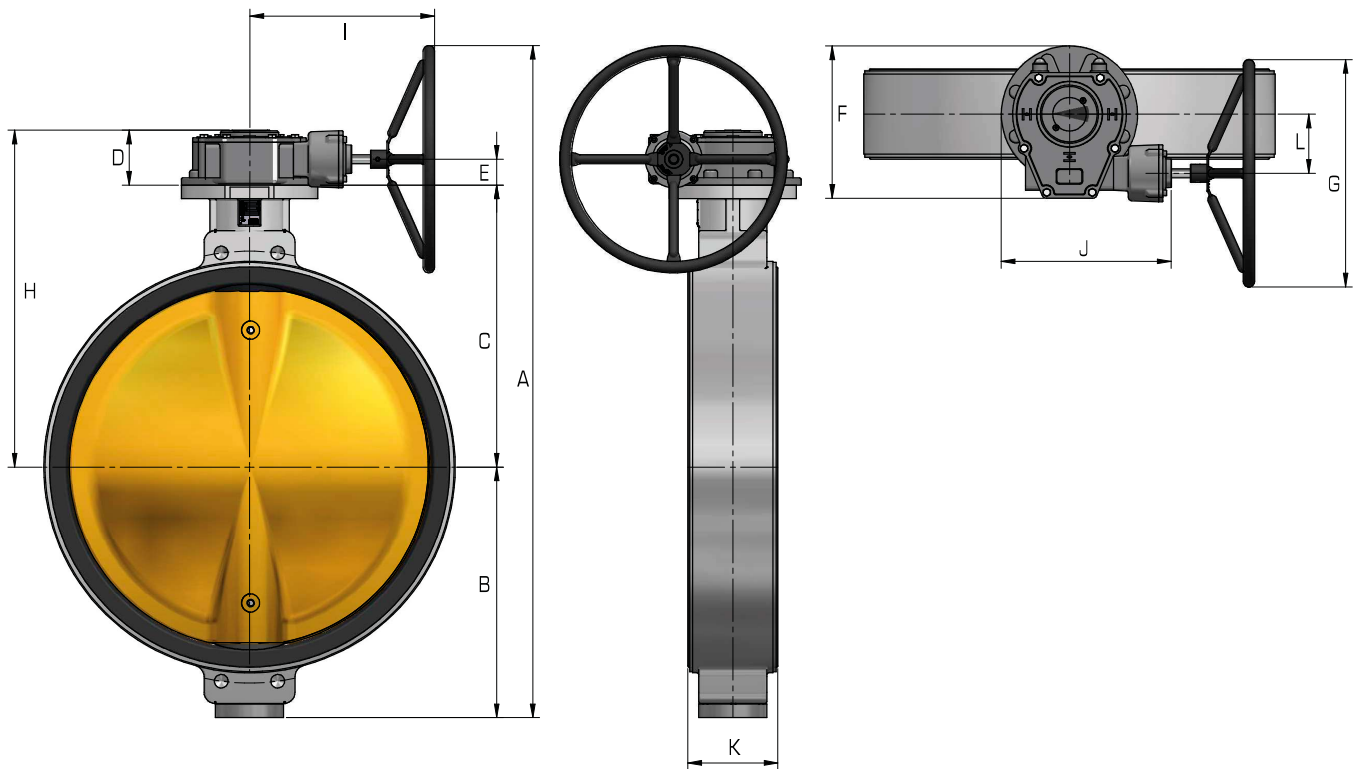
IP68 sealing and stroke adjustment -5° to 95°.

Temperature range between -25°C to 110 °C.

| DN  | Gearbox  | A    | B   | C   | D   | E  | F   | G   | H   | I   | J   | K   | L  | Weight ± kg |
|-----|----------|------|-----|-----|-----|----|-----|-----|-----|-----|-----|-----|----|-------------|
| 200 | S02-C150 | 470  | 159 | 204 | 65  | 32 | 115 | 150 | 269 | 151 | 88  | 60  | 45 | 17,5        |
| 250 | S05-W250 | 601  | 195 | 245 | 74  | 36 | 148 | 250 | 319 | 200 | 110 | 68  | 55 | 26,2        |
| 300 | S05-W250 | 651  | 220 | 270 | 74  | 36 | 148 | 250 | 344 | 200 | 110 | 78  | 55 | 35,6        |
| 350 | S10-W300 | 795  | 282 | 315 | 96  | 48 | 200 | 300 | 411 | 273 | 148 | 78  | 71 | 51          |
| 400 | S10-W300 | 855  | 307 | 350 | 96  | 48 | 200 | 300 | 446 | 273 | 148 | 102 | 71 | 82          |
| 450 | S20-W500 | 978  | 352 | 375 | 104 | 51 | 241 | 400 | 479 | 271 | 110 | 114 | 86 | 118         |
| 500 | S20-W500 | 1053 | 387 | 415 | 104 | 51 | 241 | 400 | 519 | 271 | 110 | 127 | 86 | 148         |
| 600 | S35-W500 | 1318 | 452 | 565 | 104 | 51 | 241 | 400 | 669 | 290 | 110 | 154 | 86 | 223         |

# WAFER TYPE S57

## GEARBOX OPERATED



### Standard available materials:

| Body       | Disc       | Shaft     | Seat     |
|------------|------------|-----------|----------|
| EN-JS1030  | BS1400 AB2 | SS 1.4122 | NBR      |
| A216 WCB   | EN-JS1030  | SS 431    | EPDM     |
| SS 1.4408  | SS 1.4408  | SS 1.4462 | Viton    |
| BS1400 AB2 | SD 2507    | SD F53    | Silicone |

Alfa Ductile iron Gearbox with casted "C" series handwheel or steel welded "V" series.

IP68 sealing and stroke adjustment -5° to 95°.

Temperature range between -25°C to 110 °C.

| DN   | Gearbox    | A    | B   | C   | D   | E  | F   | G   | H   | I   | J   | K   | L   | Weight ± kg |
|------|------------|------|-----|-----|-----|----|-----|-----|-----|-----|-----|-----|-----|-------------|
| 700  | S55/4-W500 | 1364 | 502 | 555 | 124 | 57 | 323 | 500 | 679 | 407 | 363 | 165 | 130 | 365         |
| 800  | S55/6-W500 | 1484 | 557 | 620 | 124 | 57 | 323 | 500 | 744 | 407 | 363 | 190 | 130 | 395         |
| 900  | S75/6-W500 | 1606 | 622 | 675 | 125 | 59 | 347 | 500 | 800 | 428 | 391 | 203 | 150 | 550         |
| 1000 | S75/6-W500 | 1721 | 672 | 740 | 125 | 59 | 347 | 500 | 865 | 428 | 391 | 216 | 150 | 800         |